




CLOUD COST

& PER- FOR- MANCE OPTIMIZATION

powered by  aws

Unlock significant savings and operational efficiency with Renovisor's powerful cloud intelligence platform.

Optimize costs, enhance performance, and track progress toward your financial goals with real-time, data-driven insights.

YOUR CLOUD INTELLIGENCE DASHBOARDS POWERED BY AWS



KEY FEATURES

OUR TECHNOLOGY

Renovisor empowers financial and accounting teams with detailed insights into cost and usage data. Drive financial accountability, optimize costs, track goals, implement governance best practices, and achieve operational excellence.

- Easy Access to cost and usage data.
- AI-Powered Assistant using natural language processing.
- Real-time Financial Tracking for CFOs and management.

WHAT SETS RENOVISOR APART?

- Easy to Use: Clear, concise summaries for each AWS service, making financial tracking simple.
- Secure: IAM support, no agent installations, data privacy maintained within your organization.
- Comprehensive: Hundreds of pre-built visualizations, resource-level details, and AI-driven insights.
- Cost-Effective: Only pay for what you use.
- Amazon Q Integration: AI assistant for summaries, content generation, and secure enterprise tasks.

PLATFORM CAPABILITIES

- 1.** Billing Summary: Visuals that categorize expenses and forecast future costs.
- 2.** MoM Pivot: Track month-over-month spending trends.
- 3.** OPTICS Explorer: Ad hoc query tool for deep cost and usage insights.
- 4.** Budget vs. Actual Tracking: One-click comparison of budgeted vs. actual spending.
- 5.** Reserved Instance & Savings Plan Summary: Track savings and expiring options.
- 6.** Usage Cost Summary: Key visuals on top services costs and anomaly detection.
- 7.** Compute Summary: KPIs and optimization opportunities for AWS Compute services.
- 8.** Storage Summary: Cost and performance tracking for Amazon S3 and EBS.

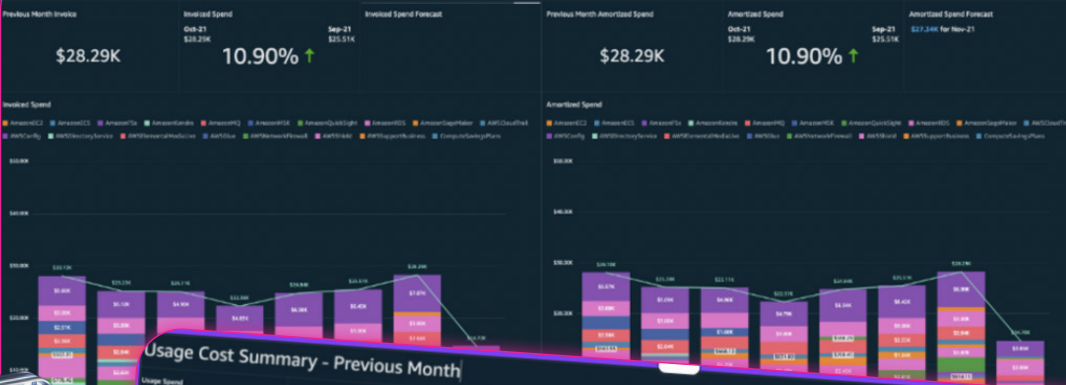
INTRODUCING RENOVISOR DASHBOARDS

OCUS Dashboard (Preview)

An interactive and customizable dashboard from the Cloud Intelligence Dashboards Framework to visualize your cost and usage data based on FOCUS specifications.



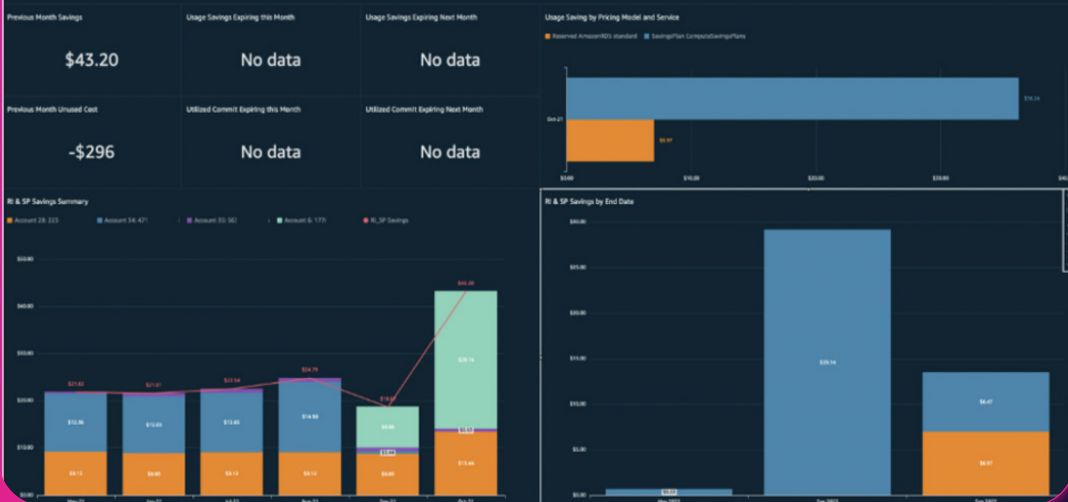
Billing Summary



Usage Cost Summary - Previous Month



Reserved Instance & Savings Plan Summary - Previous Month



KEY USE CASES

- Effective Savings Rate: Executives and finance teams can measure savings and discounts.
- Interactive MoM Trends: Focus on the most important data with just a few clicks.
- Data Transfer Visibility: Simplified view of transfer costs and usage.
- Build Your Own Insights: Customize the dashboard to your unique business needs.

OUR NUMBERS

- Less than **15 minutes** to sign up and integrate with AWS.
- Up to **25% savings** on AWS billing.
- **50% reduction** in cost analysis & reporting time.
- Over **300 pre-built visualizations**.
- **25% improvement** in tracking accuracy.
- **30% increase** in operational efficiency.

SECURE WITH RENOVISOR (UPCOMING VERSION 2025)

Renovisor Secure upcoming version aims to protect your Cloud Environments with a unified, Cloud Native Platform that scans every layer, and covers every aspect of your cloud security.



UNLOCK 
THE POWER OF
RENOVISOR
TODAY!

Optimize your cloud costs and performance effortlessly.

Start your free trial now and experience the benefits.

Contact us: info@renovacloud.com